

Western **FluidDyne**TM

Your fast/reliable source for genuine Veljan Products



- Single Pumps
- Double Pumps
- Triple Pumps
- Drive Train
- Valve Motors



T6/T7 Single Vane Pump



T6 Drive Train
Vane Pump



T6/T7 Double Vane Pump



M4 Series Vane Motor

www.wfdyne.com
Email: sales@westernfluidyne.com

Veljan Vane Pumps and Motors Provide:

- Cartridge kit design for ease of maintenance
- High pressure capabilities to 4,650 psi providing compact size and high power
- Balanced design for extended bearing life
- Engineered surfaces and finishes for high contamination resistance
- High drive speed design allows reliable operation with Water-Glycol fluid
- Extreme low noise even in high pressure applications
- Single/double/triple pumps for space saving mounting and fewer plumbing connections
- Standard A, B, C or D face mounting for installation compatibility
- Fixed displacement for flow repeatability and tolerance to shock and vibration



SINGLE PUMPS

Model No.	Max Speed		Displacement		Max Speed	Weight
	psi	bar	in ³ /rev	cm ³ /rev	rpm	lbs
VT6B	3500	240	0.40 - 2.42	6 - 40	2500	34
VT6C	4000	275	0.66 - 6.10	11 - 100	2800	35
VT6D	3500	240	11.62	48 - 190	2500	53
VT6E	3500	240	16.40	132 - 270	2200	95
VT6CM	4000	275	0.66 - 6.10	11 - 100	2800	35
VT6CP	4000	275	2.81 - 6.10	46 - 100	2800	40
VT6DM	3500	240	11.62	48 - 190	2500	53
VT6EM	3500	240	16.40	132 - 270	2200	95
VT7B/BS	4650	320	0.35 - 3.05	6.0 - 50	3600	52
VT7D/DS	4350	300	2.68 - 9.64	44 - 158	3000	58
VT7E/ES	3500	240	16.40	132. - 270	2200	96



T6/T7 Single Vane Pump



T6 Drive Train Vane Pump



DRIVE TRAIN SERIES

Model No.	Max Press		Displacement		Max Speed	Weight
	psi	bar	in ³ /rev	cm ³ /rev	rpm	lbs
VT6CR	4000	275	6.1	11 - 100	2800	38
VT6DR	3500	240	11.65	48 - 190	500	65
VT6ER	3500	240	16.4	132 - 270	2200	87
VT6CRM	4000	275	6.1	11 - 100	2800	38
VT6DRM	3500	240	11.65	48 - 190	2500	65
VT6ERM	3500	240	16.4	132 - 270	2200	87
VT6DCCR	4000	275	23.84	70 - 390	2500	137
VT6EDCR	4000	275	34.15	191 - 560	2200	221
VT7EE/EES	3500	240	32.8	264 - 540	2200	210



DOUBLE PUMPS

Model No.	Max Speed		Displacement		Max Speed	Weight
	psi	bar	in ³ /rev	cm ³ /rev	rpm	lbs
VT6BB	3500	240	0.79 - 5.61	6 - 50	2500	60
VT6CB	4000	275	1.05 - 8.52	17 - 140	2500	60
VT6DC	4000	275	17.75	59 - 290	2500	81
VT6DDS	3500	240	23.3	96 - 380	2500	125
VT6EC	4000	275	22.56	143 - 370	2200	121
VT6ED	3500	240	28.06	180 - 460	2200	146
VT6EE/EES	3500	240	32.8	264 - 540	2200	210
VT6CCM	4000	275	12.20	22 - 200	2800	60
VT6CCZ	4000	275	12.20	22 - 200	2800	60
VT6DCM	4000	275	17.75	59 - 290	2500	81
VT6ECM	4000	275	22.56	143 - 370	2200	121
VT6EDM	3500	240	28.06	180 - 460	2200	146
VT7BB/BBS	4650	320	6.10	12 - 100	3600	72
VT7DB/DBS	4350	300	12.69	50 - 208	2500	86
VT7DD/DDS	3600	250	19.28	88 - 316	2500	125
VT7EB/EBS	4350	300	19.45	138 - 319	2200	121
VT7ED/EDS	3600	250	26.00	176 - 427	2200	146
VT7EE/EES	3500	240	32.8	264 - 540	2200	210
VT67BB	4350	300	0.35 - 3.05	12 - 200	2800	60
VT67CB	4350	300	9.15	17 - 150	2800	60
VT67DB	4350	300	14.7	54 - 240	2500	86
VT67EB	4350	300	19.45	138 - 320	2200	121
VT67EC	4000	275	8.73 - 22.5	143 - 370	2200	121



T6/T7 Double Vane Pump



T6/T7 Double Vane Pump



PUMP MODEL CODE REFERENCE

- M**-Mobile
- P**-Mobile with Double Shaftseal
- S**-Severe Duty
- SH**-Silent





TRIPLE PUMPS

Model No.	Max Speed		Displacement		Max Speed	Weight
	psi	bar	in ³ /rev	cm ³ /rev	rpm	lbs
VT6DCB	4000	275	20.05	65 - 330	2500	135
VT6DCC	4000	275	23.94	70 - 390	2500	135
VT6DDCS	4000	275	29.34	107 - 480	2500	146
VT6EDC	4000	275	34.15	91 - 560	2200	225
VT6DCCM	4000	275	23.94	70 - 390	2500	135
T6EDCM/S	4000	275	34.15	191 - 560	2200	225
VT7DBB(S)	4350	300	15.74	56 - 258	2500	135
VT7DDB(S)	4350	300	22.33	94 - 366	2500	146
VT7EDB(S)	4350	300	11.1 - 29.1	182 - 478	2200	225
VT67DBB	4350	300	17.75	60 - 290	2500	135
VT67DCC	4000	275	4.0 - 21.84	66 - 358	2200	135
VT67DCB	4350	300	3.91 - 20.8	64 - 341	2200	135
VT67DDCS	4000	275	6.0 - 25.38	99 - 416	2200	146
VT67EDB	4350	300	31.11	186 - 510	2500	225
VT67EDC	4000	275	32.14	187 - 528	2200	225

Triple Vane Pump




MOTORS

Model No.	Max Press		Displacement		Torque Max		Speed	Weight
	psi	bar	in ³ /rev	cm ³ /rev	in-lbs	Nm	rpm	lbs
VM3B/B1	3000	210	2.26	9 - 37	174 - 903	20 - 102	4000	18
VM4C/C1	2500	175	4.89	24 - 80	535 - 1752	61 - 198	4000	35
VM4D/D1	2500	175	8.81	65 - 144	1460 - 3292	165 - 372	4000	60
VM4E/E1	2500	175	13.55	158 - 222	3522 - 5018	398 - 567	3600	100



M4 Series Vane Motor

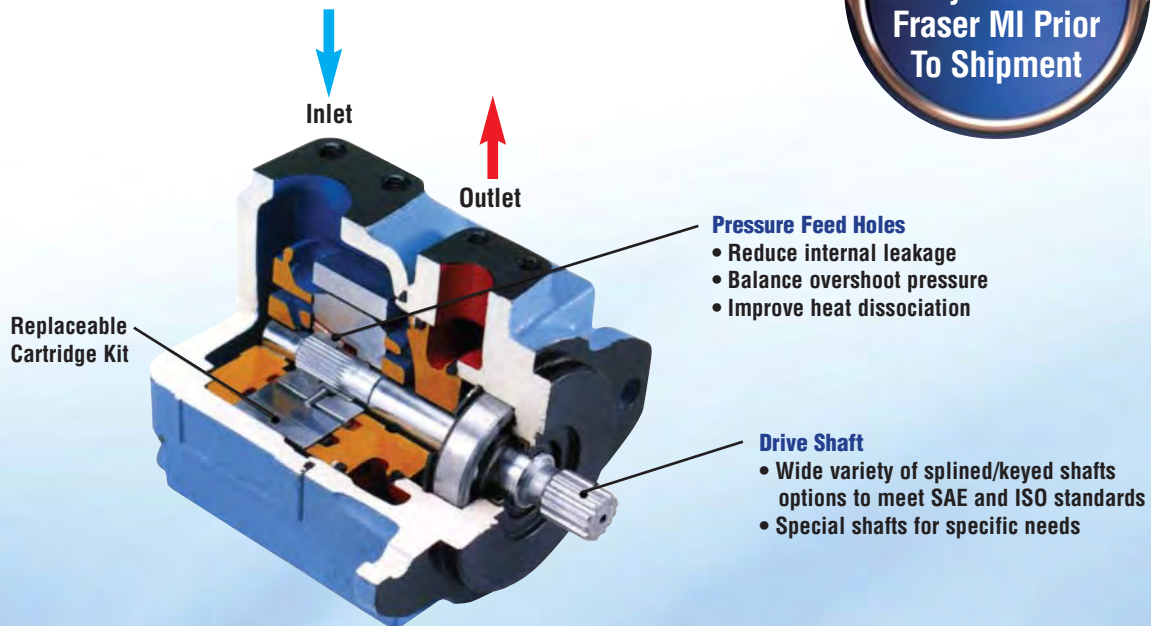
- Competitive Prices
- Superior Quality
- ISO Certified
- Two-Year Warranty





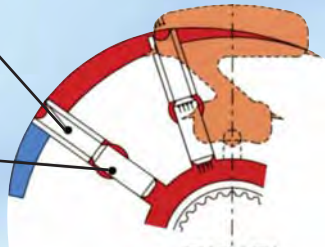
VELJAN

VANE PUMP TECHNICAL ADVANTAGES

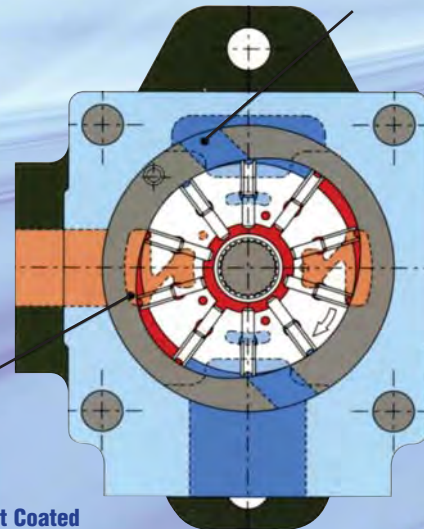


- Twin Lip Vane**
- Consistant vane balance
 - Reduces wear
 - Permits higher operating pressures

- Vane Push Pin**
- Balanced vane load
 - Minimizes noise level
 - Improves volumetric efficiency



Holes in cam ring improve suction characteristics



- Dry Lubricant Coated Cam Ring**
- Reduces start-up friction and galling
 - Extends pump life
 - Improved wear resistance



1-586-296-7200


www.wfdyne.com

Western FluidDyne™

**OUR
PEOPLE
MAKE THE
DIFFERENCE**



WFD
V2010



PVH



WFD
A10V

High Quality Interchange Hydraulic Pumps, Motors, Valves and Parts
Vickers/Eaton • Racine • Rexroth • Denison • Veljan • Char-Lynn • Danfoss

An ISO 9001:2000 Company

Our people provide extensive support:

- Decoding special part number
- Determining interchanging components
- Identification of parts within units
- Advise on component repair and assembly
- Troubleshooting assistance
- Component failure analysis
- Target cleanliness levels
- Contamination control plans
- New application component selection
- Engineering expertise
- Massive local stock
- Same day shipment
- Two-year warranty
- Complete service and repair capability



**RAPID
RESPONSE**

ON REQUESTS
FOR QUOTES &
DELIVERY

Western
FluidDyne™

31915 Groesbeck Highway • Fraser, Michigan 48026
PH: 1-800-842-5377 • FAX: 1-888-842-5377
www.wfdyne.com • Email: sales@westernfluidyne.com